


### Description:

Sentry Sprinklers **Model 7000** is a ductile iron, Swing Type Resilient Seated Check Valve. The valve allows water to flow in one direction and prevent flow in the opposite direction. The valve has a clear pathway for water to reduce pressure drop and allow maximum flow. The valve is anti-corrosion with 10 mil (250µ) of fusion-bonded epoxy (FBE) coating on both the inside & outside. All other components are made of corrosive resistance material. The valve is suitable for horizontal and/or vertical (upward flow only) installation following the arrow flow direction casted on the valve body.



Model 7000

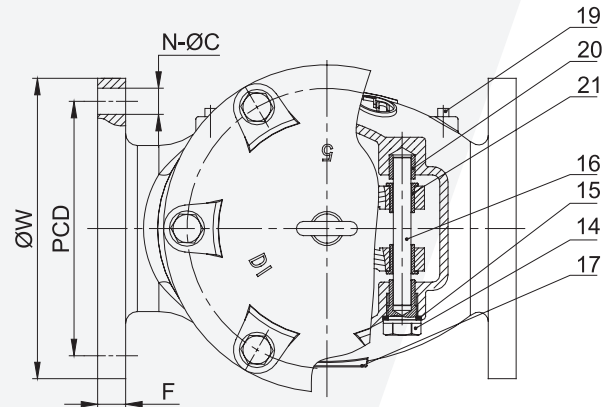
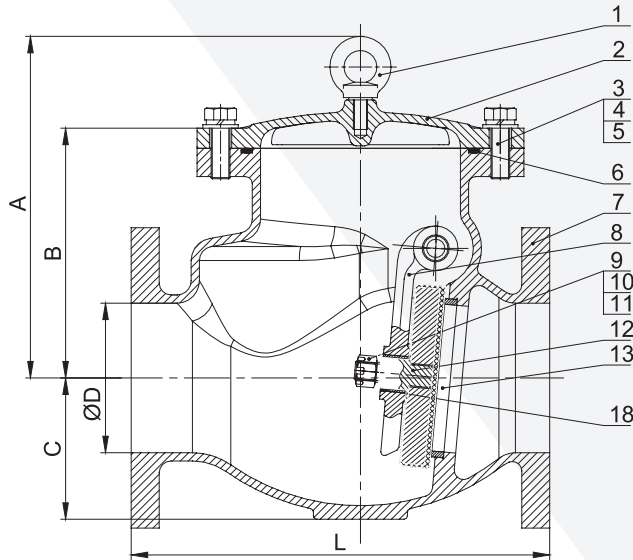


### Features:

- Size 2" – 12" Maximum working pressure 300 PSI (20.7 Bar) @ -10° F - 248° F, (-10° C - 120° C).
- Ductile Iron body with end dimensions conforming to AWWA C508.
- Meets all requirements for UL312 and FM1210.
- EPDM clapper ring for durability.
- Ability to perform maintenance in the field by removing the top cover.
- Standard Plug & Tap Bosses, 1/4" NPT.
- Epoxy coated inside & outside.
- Connection ends ANSI B16.1 Class 125/150. BS EN 1092-2 PN10/PN16/PN25.
- Connection end available in Flange-by-Flange (FF).

### Dimensions:

Inch (DN) inch (mm)	A	B	C	Ø D	L	Ø W	F	TAP SIZE	ASME B16.1 CLASS125	
									Ø PCD	N - Ø C
2 (50)	-	4.61 (117)	2.6 (66)	2 (50)	8 (203)	6.5 (165)	0.75 (19)	0.25 (35)	4.75 (120.7)	4-0.75 (19)
2.5 (65)	-	5.04 (128)	2.83 (72)	2.5 (65)	10 (254)	7.28 (185)	0.75 (19)	0.25 (35)	5.5 (139.7)	4-0.75 (19)
3 (80)	-	5.22 (132)	3.35 (85)	3 (82)	11 (279)	7.87 (200)	0.75 (19)	0.25 (35)	6 (152.4)	4-0.75 (19)
4 (100)	8.76 (222)	6.24 (158)	4.17 (106)	4 (102)	13 (330)	9.06 (230)	0.94 (23.8)	0.25 (35)	7.5 (190.5)	8-0.75 (19)
5 (125)	11.42 (290)	8.35 (212)	4.72 (120)	5 (127)	14 (356)	10.04 (255)	0.94 (23.8)	0.25 (35)	8.5 (216)	8-0.87 (22)
6 (150)	11.69 (297)	8.76 (222)	5.35 (136)	6 (152)	16 (406)	11.02 (280)	1 (25.4)	0.25 (35)	9.5 (241.3)	8-0.87 (22)
8 (200)	14.37 (365)	10.43 (265)	6.44 (163)	8 (203)	19.5 (495)	13.58 (345)	1.13 (28.6)	0.25 (35)	11.75 (298.5)	8-0.87 (22)
10 (250)	16.44 (417)	11.93 (303)	7.87 (200)	10 (254)	22 (559)	15.94 (405)	1.19 (30.2)	0.25 (35)	14.25 (362)	12-1 (25)
12 (300)	17.83 (453)	13.11 (333)	9.78 (248)	12 (300)	26 (660)	19.09 (485)	1.28 (31.8)	0.25 (35)	17 (431.8)	12-1 (25)



### Material List:

ITEM	NAME	MATERIAL
1	Lifting bolt	C.S
2	Cover	DI
3	Hexagon head bolts	GR.8.8
4	Washer	C.S
5	Spring washer	65Mn
6	O-Ring	EPDM
7	Body	DI
8	Rocker	DI
9	Hexagonal slot thin nut	SS304
10	Washer	SS304
11	Split pin	SS304

ITEM	NAME	MATERIAL
12	Disc	SS304+Q235+EPDM
13	Seat	C84400
14	Shaft hole plug	SS304
15	Plug the gasket	EPDM
16	Radial spindle	SS304
17	Escutcheon	SS304
18	Swing arm sleeve	C63000
19	Plug	SS304
20	Axle hole sleeve	C63000
21	Shaft sleeve	C63000
-	-	-

SIZE CODE	2" (50)	2.5" (65)	3" (80)	4" (100)	5" (125)	6" (150)	8" (200)	10" (250)	12" (300)
CODE	020	025	030	040	050	060	080	100	120

FLANGE CODE	CLASS ANSI 125 → A	CLASS ANSI 150 → B	CLASS PN10 → B	CLASS PN16 → D	CLASS PN25 → E
-------------	--------------------	--------------------	----------------	----------------	----------------

ORDER KEY	END CONNECTION				FLANGE CODE			
	MODEL #	7000	FF-	X-	XXX	SIZE CODE		