


Description:

Sentry Sprinklers **Model 7200** is a ductile iron, Swing Type Resilient Seated Check Valve. The valve allows water to flow in one direction and prevent flow in the opposite direction. The valve has a clear pathway for water to reduce pressure drop and allow maximum flow. The valve is anti-corrosion with 10 mil (250µ) of fusion-bonded epoxy (FBE) coating on both the inside & outside. All other components are made of corrosive resistance material. The valve is suitable for horizontal and/or vertical (upward flow only) installation following the arrow flow direction casted on the valve body.



Model **7200**

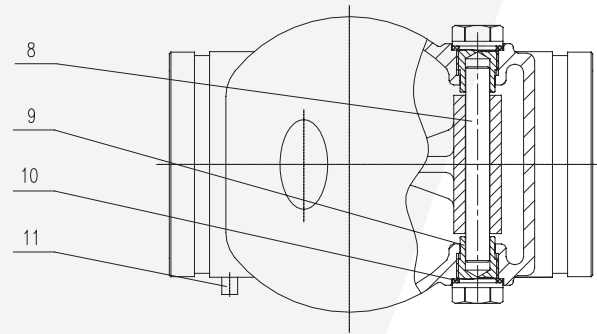
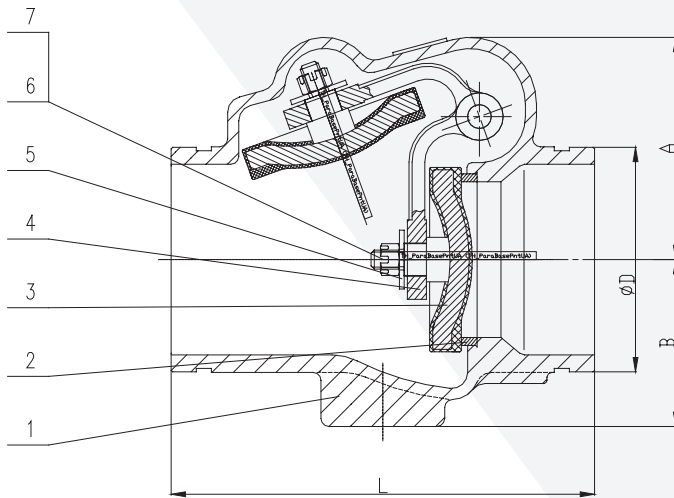


Features:

- Size 2" – 12" Maximum working pressure 365 PSI (25 Bar) @ -10° F - 248° F, (-10° C - 120° C).
- Ductile Iron body with end dimensions conforming to AWWA C606 groove.
- Resilient Seated Ductile Iron Clapper EPDM coated.
- Grooved End Connections AWWA 606/GB/T 8260 (GG) or VDS2100/AS2638.2 (VG).
- Meets all requirements for UL312 and FM1210.
- Clapper Arm Stainless Steel.
- Standard Plug & Tap Bosses, ¼" NPT.
- Epoxy coated inside & outside.

Dimensions:

INCH (DN)	A	B	L	Ø D
inch (mm)	inch (mm)	inch (mm)	inch (mm)	inch (mm)
2 (50)	3.35 (85)	2.56 (65)	6.65 (169)	2.37 (60)
2.5 (65)	3.74 (95)	2.68 (68)	8 (203)	2.87 (73) / 3 (76)
3 (80)	4.25 (108)	3.15 (80)	8.39 (213)	3.5 (89)
4 (100)	4.8 (122)	3.54 (90)	9.65 (245)	4.5 (114)
5 (125)	5.51 (140)	4.13 (105)	10.51 (267)	5.56 (141) / 5.5 (140)
6 (150)	6.22 (158)	4.72 (120)	11.5 (292)	6.63 (168) / 6.5 (165)
8 (200)	10.59 (269)	5.90 (150)	14.02 (356)	8.63 (219)
10 (250)	11.69 (297)	6.69 (170)	17 (432)	10.75 (273)
12 (300)	14.65 (372)	6.68 (195)	19.5 (495)	12.75 (324)



Material List:

ITEM	NAME	MATERIAL
1	Body	A536
2	Seat	Bronze C83600
3	Disc	Q235+SS304+EPDM
4	Swing Arm	A351 CF8
5	Washer	SS304
6	Hexagonal Slot Nut	SS304

ITEM	NAME	MATERIAL
7	Split Pin	SS304
8	Shaft	SS304
9	Shaft Hole Plug	SS304
10	Plug Gasket	EPDM
11	Plug	SS304
12	Eyebolt (8" and above)	SS304

SIZE CODE	2" (50)	2.5" (65)	3" (80)	4" (100)	5" (125)	6" (150)	8" (200)	10" (250)	12" (300)
	020	025	030	040	050	060	080	100	120

GROOVE CODE	CLASS AWWA C606 → GG	CLASS VDS2100 → VG
-------------	----------------------	--------------------

ORDER KEY	MODEL # →		← GROOVE CODE		← SIZE CODE	
		7200-	X-	XXX		