


Description:

Sentry Sprinklers Model SY1272 is an Automatic and or Open Extended Coverage, Quick Response, Horizontal Sidewall Sprinkler head that utilizes a frangible thermo-sensitive glass bulb to operate the sprinkler. The sprinkler is available in various finishes and temperatures. Sprinkler Model SY1272 is listed and approved for standard coverage for Light hazards. Model SY1272 is a 8.0 K-factor (114 metric) Sprinkler that is intended for use in fire sprinkler systems designed in accordance with the standard installation rules recognized by the applicable listings or approved agency. The Extended Coverage Horizontal Sidewall Sprinkler produces a quarter-spherical water discharge pattern that is predominately directed downward and outward from the deflector.

The UL listed recessed version of SY1272 is intended for use in areas with a finished wall. The Sprinkler uses Model SY8020 Two-Piece Escutcheon with a recessed adjustment up to 3/4" (19 mm) from the flush wall.



Model SY1272



Technical Data:

Minimum Operating Pressure:	7 PSI (0.5 bar)
Maximum Working Pressure:	175 PSI (12 bar)
Factory Test:	100% @ 500 PSI (34.5 bar) Hydrostatically
Nominal K-Factor:	8.0 (114 metric)
Thread Size:	3/4" NPT
Bulb Size:	3 mm

Operation:

Upon fire initiation within a protected hazard, the temperature inside the hazard rises causing the liquid inside the Thermo-Sensitive bulb to expand. The liquid expansion causes the glass bulb to break, releasing the bulb seat assembly. The water discharges through the sprinkler orifice striking the deflector, producing a uniform distribution pattern within the hazard area.

Coverage:

For coverage area and placement of the sprinkler refer to NFPA 13 standard.

Guarantee:

Sentry Sprinklers shall replace any of its products if found to be defective in materials or workmanship for a period of one year from order date. The guarantee does not cover wear and tear or improper installation.

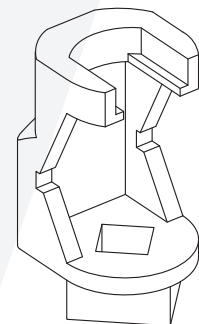
Installation:

All sprinkler heads must be inspected prior to installation. If a sprinkler is damaged, the bulb is cracked, the bulb has loss of liquid and or lost its protective strap, do not install the sprinkler and contact Sentry Sprinklers for replacement. With the sprinkler held in the horizontal orientation, a small air bubble should be present inside the glass bulb.

The Horizontal Sidewall Sprinkler must be installed with the centerline of the waterway horizontal and perpendicular to a back wall surface. It is recommended that a lightweight spirit level be used to level the sprinkler fitting prior to installing the sprinkler. Using a square ensure the perpendicularity of the waterway centerline to the mounting surface.

Note: Locate with deflectors 4" to 12" (101mm to 305mm) below ceiling. Align horizontal sidewall sprinklers with top of deflectors parallel to the ceiling or roof.

Use Sentry Sprinklers recommended wrench to install the sprinkler. Slide the sprinkler wrench around the sprinkler frame arms and press the wrench down to engage sprinkler wrench flats. Rotate the wrench clockwise to tighten the sprinkler head. The frame arms must be parallel to the pipe. Never tighten the sprinkler from sprinkler arms. Any torque applied to the frame arms will dislodge the bulb seating assembly causing the sprinkler to leak.



Model
SY-K-HSW-UP-PEND

Do not remove the sprinkler strap until the sprinkler system is under commissioning for operation.

For additional details, refer to NFPA and UL for installation guidelines.

Care and Maintenance:

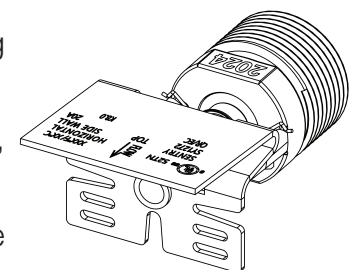
The owner is responsible for maintaining their fire protection system and devices in proper operating condition. Refer to NFPA 25 for inspection, testing and maintenance requirements.

It is recommended that an automatic sprinkler system be inspected quarterly by qualified inspection personnel.

Sprinklers must not be painted, coated or otherwise altered after leaving the factory.

Sprinklers that have been exposed to corrosive products of combustion, but have not operated, should be replaced.

Note : Absence of an escutcheon, which is used to cover a clearance hole, may delay sprinkler operation time in a fire .



Extended Coverage Horizontal Sidewall Sprinkler				
SIN + TEMPERATURE + FINISH CODE				
Part	SY1272135*	SY1272155*	SY1272175*	SY1272200*
K-factor	8.0 (114 Metric)	8.0 (114 Metric)	8.0 (114 Metric)	8.0 (114 Metric)
Orientation	Horizontal	Horizontal	Horizontal	Horizontal
Response	Quick	Quick	Quick	Quick
Temperature	135° F (57° C)	155° F (68° C)	175° F (79° C)	200° F (93° C)
Bulb Color	Orange	Red	Yellow	Green
Temp. Classification	Ordinary	Ordinary	Intermediate	Intermediate
Hazard Type	Light	Light	Light	Light
Approval	UL	UL	UL	UL
Threads	3/4" NPT	3/4" NPT	3/4" NPT	3/4" NPT

* Finish Code: 1 For Brass, 2 For Chrome, 3 For White

Sprinkler Coverage :

Quick Response (Qr)-extended Coverage Sprinklers-Light Hazard						
SIN	Max Width (FT,M)	MAX LENGTH (FT,M)	Min Flow (GPM,L)	Min Pressure (PSI, BAR)	Deflector To Ceiling (INCH, MM)	Min Spacing (FT, M)
SY1272	16, 4.9	16, 4.9	26, 98	12.3, 0.84	4 to 12, 100 to 300	10, 3.1
SY1272	16, 4.9	18, 5.5	29, 110	13.1, 0.91	4 to 12, 100 to 300	10, 3.1
SY1272	16, 4.9	20, 6.1	32, 121	16, 1.1	4 to 6, 100 to 150	10, 3.1
SY1272	16, 4.9	20, 6.1	36, 136	20.3, 1.4	16 to 12, 150 to 300	10, 3.1
SY1272	16, 4.9	22, 6.7	36, 136	20.3, 1.4	4 to 12, 100 to 300	10, 3.1
SY1272	16, 4.9	24, 7.3	39, 148	23.8, 1.64	4 to 12, 100 to 300	10, 3.1